



# Caledonian

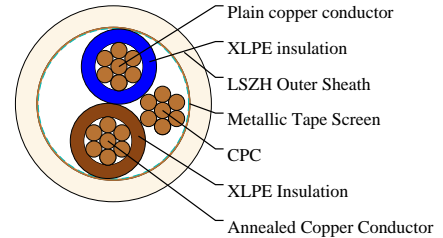

## FIRETOX LSZH Flame Retardant Power & Control Cables

www.caledonian-cables.com

marketing@caledonian-cables.com

### 300/500V XLPE Insulated, LSZH Sheathed, Screened Power Cables to BS 8436 (2 Cores)

FTX200 05ROZ1-R (CU/XLPE/OSCR/LSZH 300/500V Class 2)



### APPLICATIONS

The cables are mainly used in power stations, mass transit underground passenger systems, airports, petrochemical plants, hotels, hospitals and high-rise buildings.

### STANDARDS

Basic design to BS 8436:2011

### FIRE PERFORMANCE

Flame Retardance (Single vertical wire or cable test)	IEC 60332-1-2; EN 60332-1-2
Halogen Free	IEC 60754-1; EN 50267-2-1
No Corrosive Gas Emission	IEC 60754-2; EN 50267-2-2
Minimum Smoke Emission	IEC 61034-2; EN 61034-2

### VOLTAGE RATING

300/500V

### CABLE CONSTRUCTION

Conductor: Tinned annealed copper conductor stranded according to BS EN 60228 class 2.

Insulation: Thermosetting XLPE type GP 8 according to BS 7655-1.3. Crosslinked polyolefin material type EI 5 according to EN 50363-5 or crosslinked elastomeric GP 4/GP 6 according to BS 7655-1.2 can be offered as option.

CPC (Circuit Protective Conductor): Uninsulated tinned annealed copper conductor conforming to BS EN13630:2002.

Screen: One or more metallic or laminated metallic tape(s) shall be applied, either longitudinally or helically or as a combination of both, with the metallic element in contact with the uninsulated circuit protective 13 / 14 conductor.

Outer Sheath: LSZH type LTS 3 according to BS 7655-6.1.

Outer Sheath Option: UV resistance, hydrocarbon resistance, oil resistance, anti-rodent and anti-termite properties can be offered as option.

### COLOUR CODE



**Caledonian**

**FIRETOX LSZH Flame Retardant Power & Control Cables**

www.caledonian-cables.com

marketing@caledonian-cables.com

Insulation Colour:

2-core + uninsulated circuit protective conductor: Brown, blue or brown, brown.

Sheath Colour: White; other colours can be offered upon request.

**PHYSICAL AND THERMAL PROPERTIES**

Maximum temperature range during operation: 70°C

Maximum short circuit temperature (5 Seconds): 250°C

Minimum bending radius: 6 × Overall Diameter

**Electrical Properties**

Conductor operating temperature: 70°C

Ambient temperature: 30°C

**DIMENSION AND PARAMETERS**

No. of Cores × Cross-sectional Area	Conductor Class	Nominal Insulation Thickness	Nominal Sheath Thickness	Approx. Overall Diameter	Approx. Weight
No. x mm <sup>2</sup>		mm	mm	mm	kg/km
2x4	2	0.7	1.1	12.5	190

**Current-Carrying Capacities (Amp) according to BS 7671:2008 table 4D2A**

Conductor Cross-sectional Area	Ref. Method A 2 cables, 1-phase a.c. or d.c.	Ref. Method A 3/4 cables, 3-phase a.c.	Ref. Method B 2 cables, 1-phase a.c. or d.c.	Ref. Method B 3/4 cables, 3-phase a.c.	Ref. Method C 2 cables, 1-phase a.c. or d.c. flat and touching	Ref. Method C 3/4 cables, 3-phase a.c. flat and touching or trefoil	Ref. Method F 2 cables, 1-phase a.c. or d.c. flat	Ref. Method F 3 cables, 3-phase a.c. flat
mm <sup>2</sup>	A	A	A	A	A	A	A	A
4	25	23	30	27	36	32	40	34

**Voltage Drop (Per Amp Per Meter) according to BS 7671:2008 table 4D2B**

Conductor Cross-sectional Area	2C cable, d.c.	2C cable, 1-phase a.c.	3C or 4C cable, 3-phase a.c.
mm <sup>2</sup>	mV/A/m	mV/A/m	mV/A/m
4	11	11	9.5




Rated voltage



BS 8436



Flame Retardancy  
BS EN IEC 60332-1-2



Halogen Free  
IEC 60754-1



Low Corrosivity  
IEC 60754-2



Low Smoke Emission  
IEC 61034-2